

POLAR loop

ACTIVITY TRACKER

POLAR
LISTENS TO YOUR BODY

1.

Opsætning på
flow.polar.com/loop

Tilpas det 

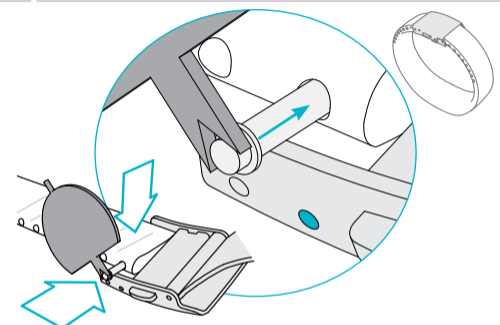
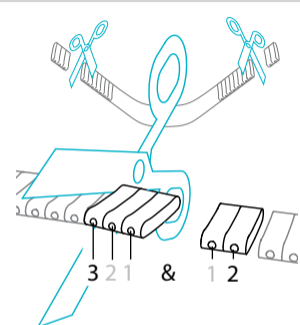
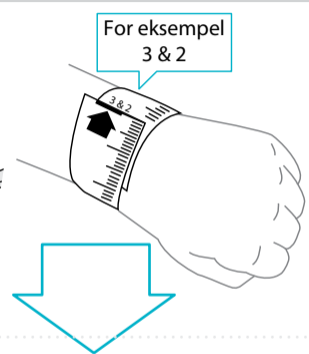
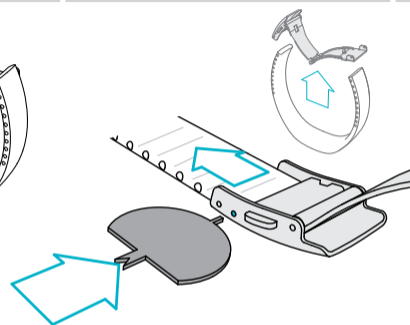
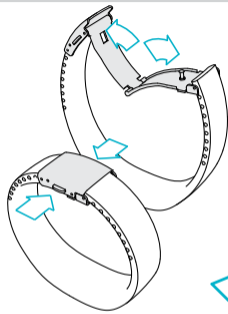
2. ÅBN SPÆNDET

3. FRIGØR SPÆNDET FRA
BEGGE ENDER

4. MÅL DIT HÅNDELED

5. KLIP ARMBÅNDET JÆVNT FRA
BEGGE ENDER

6. FASTGØR SPÆNDET IGEN



9 & 9
9 & 8
8 & 8
8 & 7
7 & 7
7 & 6
6 & 6
6 & 5
5 & 5
5 & 4
4 & 4
4 & 3
3 & 3
3 & 2
2 & 2
2 & 1
1 & 1
1 & 0
0

OMKREDSSEN
PÅ DIT
HÅNDELED



Find produktsupport
[http://www.polar.com/
en/support/Loop](http://www.polar.com/en/support/Loop)



Produceret af Polar Electro Oy, Professorintie 5, FI-90440 KEMPELE. Tel +358 8 5202 100, Fax +358 8 5202 300, www.polar.com

.01

12/2013

Model: 0C

